

LEVEL UP!



MINUTE PAPER


Boosting your teaching and learning game is all about being a growth-minded educator. If you are a pro at the "Minute Paper" strategy, it is time for you to Level Up! Select an adaptation from below and up your game.

ASK LEARNERS TO ADD A QUESTION




Have learners complete the minute paper responding to the clear-cut prompt, then add a question of their own for you to answer. You can answer their questions to help start a discussion in the same session or lead the learners with new content during the next session.

KNOWLEDGE CHECK




At a natural break time during a session, ask learners to write down what they understand as the main topic just presented.

MINUTE DRAW



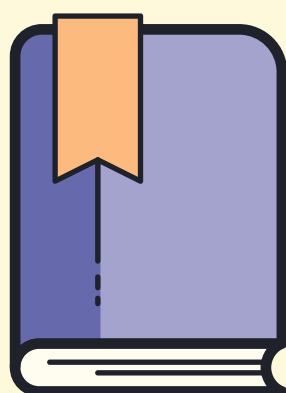
If appropriate for the subject, give the learners one minute to draw their response to the question.

SCALED RESPONSE



Have learners rank on a scale how well they could teach the topic to someone else. They write that number at the top of the paper, then explain what additional information they would need in order to teach the topic to someone.

LEARNING JOURNAL



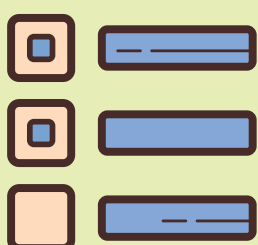
Each learner creates a document in the LMS for the purpose of reflection. Intermittently assign participants to journal their learning progress across the term. For more ed tech solutions, check out the Minute Paper Power Up!

EXIT SLIP



Use the minute paper as an exit slip. Learners must finish and hand in their anonymous minute paper prior to exiting.

UNGRADED QUIZ



Ask learners 3 multiple-choice, ungraded quiz questions and tell them to indicate their degree of confidence that their answer is correct. Provide correct answers immediately and collect the forms (anonymous or with names) for your feedback.